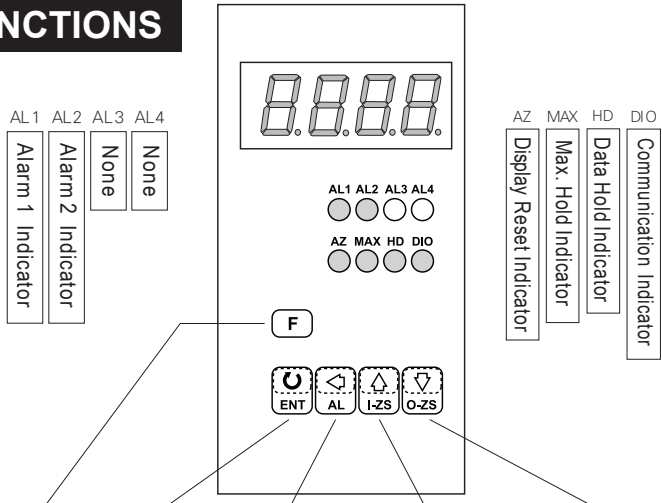


KEY FUNCTIONS



Function Key Enter Key & Save Key Shift Key & Alarm Setting Key Up Key & Display Setting Key Down Key & A/O Setting Key

Measuring Status

Parameter Page

Parameter Setting

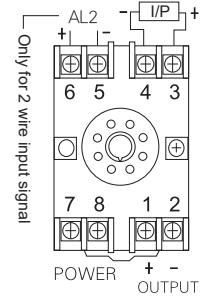
Enable the setting function	Enter to parameter groups	Hold for 3 sec. enter to Alarm Setpoint Modification	Hold for 3 sec. enter to Display Group Setting	Hold for 3 sec. enter to A/O Group Setting.	 In any status can back to measuring status
_____	_____	Enter to parameter setting	Back to the last parameter page	Go to the next parameter page	
ALrSt, oFF nR4, RP, Hd	Save the value	Move the cursor left	Increase the digit	Decrease the digit	

ERROR CODE OF SELF-DIAGNOSIS

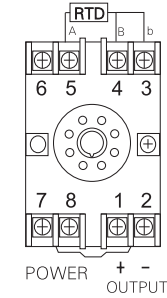
- 10FL** Input signal is over 120% of input range.
- 10FL** Input signal is under -10% of input range.
- RdEr** Input signal is over 180% of input range or meter error.
- doFL** Input signal is over display range (999999).
- doFL** Input signal is under display range (-199999).
- E-00** EEPROM reading / writing suffers the interference (about 1 million times).

WIRING CONNECTION

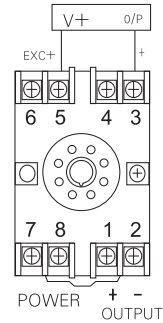
● Voltage, Current (AC, DC)



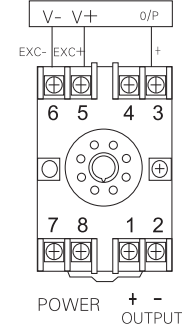
● Temperature (RTD)



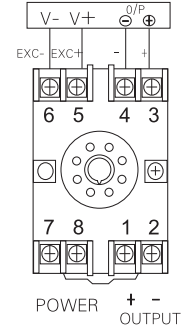
● 2 wire Transmitter



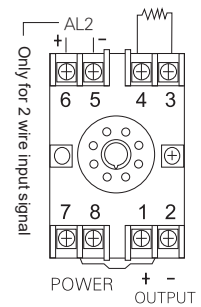
● 3 wire Transmitter



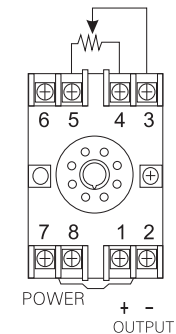
● 4 wire Transmitter or Load cell

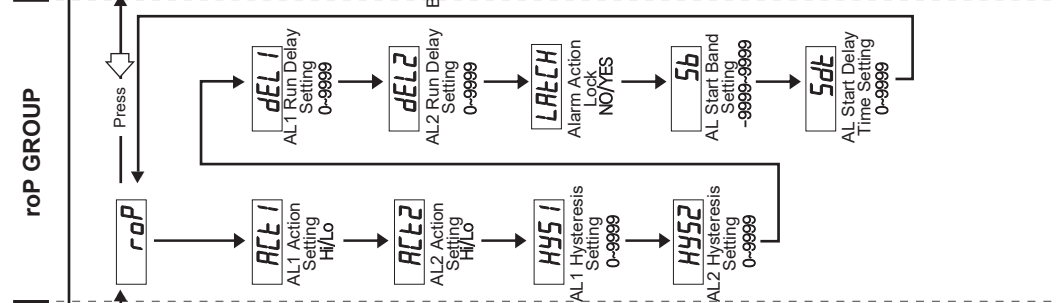
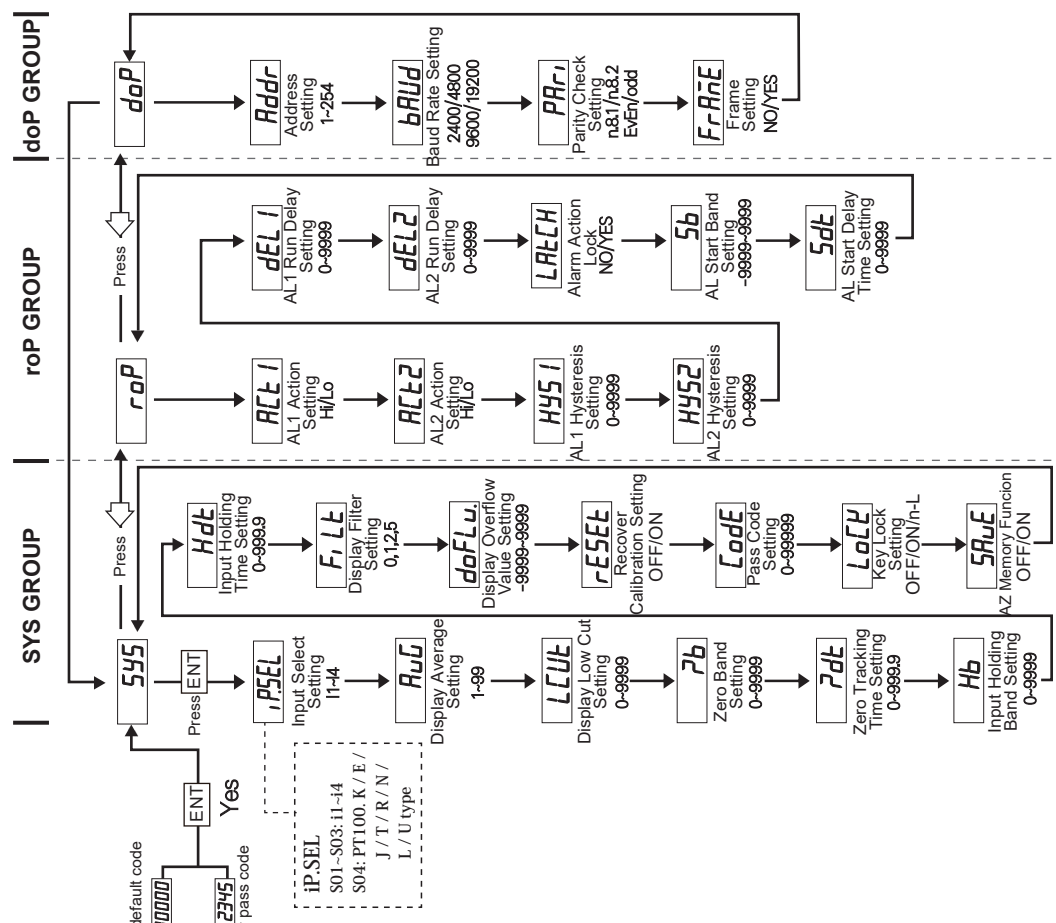
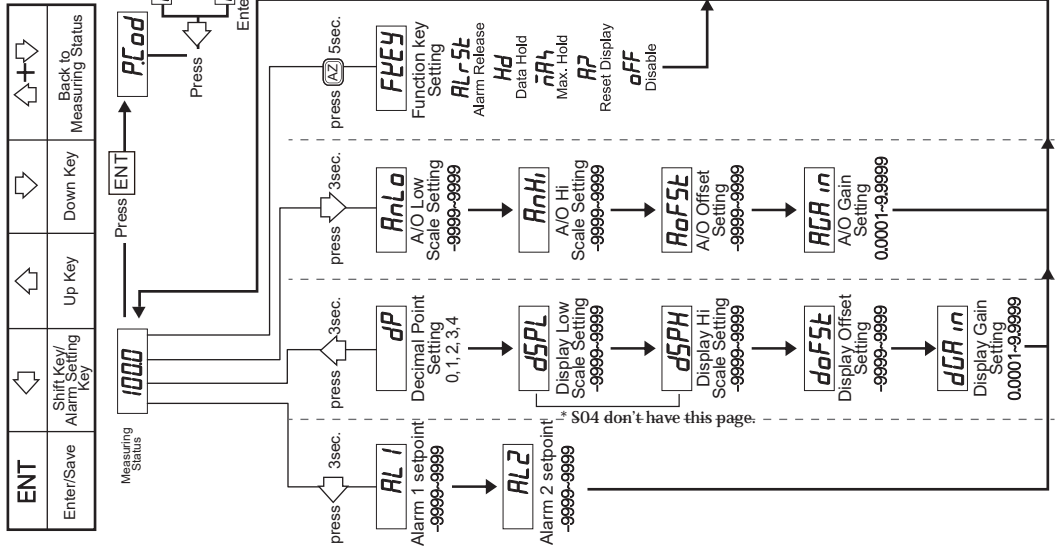


● 2 wire Resistor



● 3 wire Potentiometer





MODBUS RTU MODE PROTOCOL ADDRESS TABLE

Data: 16Bit / 32Bit, +/- is 8000~7FFF (-32768~32767), 80000000~7FFFFFFF(-2147483648~2147483647)

Modbus	HEX	Name	Descriptions	Act
40001	0000	DISPLAY	Current display; range:0000~7FFFF(0~32767)	R
40002	0001			
40003	0002			
40004	0003	DP	Decimal point setting; range: 0000~0003 (0~3) 0:10 ⁰ , 1:10 ⁻¹ , 2:10 ⁻² , 3:10 ⁻³	R/W
40005	0004	BAUD	Baud rate setting; range: 0000~0003 (0~3) 0:2400, 1:4800, 2:9600, 3:19200	R/W
40006	0005	PARI	Parity setting; range: 0000~0003 (0~3), 0:N.8.1., 1:N.8.2., 2:EVEN, 3:ODD	R/W
40007	0006	AVG	Display average setting; range: 0001~0063 (1~99)	R/W
40008	0007	DISPLAY	Current display; range:0000~7FFFF(0~32767)	R/W
40009	0008	ADDR	Address setting; range: 0000~00FF (1~254)	R/W
40010	0009			
40011	000A			
40012	000B			
40013	000C			
40014	000D			
40015	000E			
40016	000F			
40017	0010			
40018	0011			
40019	0012	CODE	Pass code setting; range: 0000~270F(0~9999) Hi Bit	R/W
40020	0013		Pass code setting; range: 0000~270F(0~9999) Low Bit	R/W
40021	0014	DSPL	Display low scale setting; range:D8F1~270F(-9999~9999) Hi Bit	R/W
40022	0015		Display low scale setting; range:D8F1~270F(-9999~9999) Low Bit	R/W
40023	0016	DSPH	Display hi scale setting; range:D8F1~270F(-9999~9999) Hi Bit	R/W
40024	0017		Display hi scale setting; range:D8F1~270F(-9999~9999) Low Bit	R/W
40025	0018			
40026	0019	DISPLAY	Current display; range:D8F1~270F(-9999~9999) Hi Bit	R
40027	001A		Current display; range:D8F1~270F(-9999~9999) Low Bit	R
40028	001B			
40029	001C			
40030	001D			
40031	001E	DISPLAY	Current display; range:D8F1~270F(-9999~9999) Hi Bit	R
40032	001F		Current display; range:D8F1~270F(-9999~9999) Low Bit	R
40039	0026	DISPLAY	Current display; range:D8F1~270F(-9999~9999) Hi Bit	R
40040	0027		Current display; range:D8F1~270F(-9999~9999) Low Bit	R